





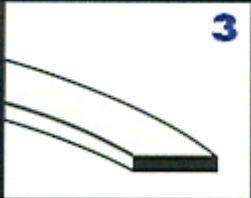
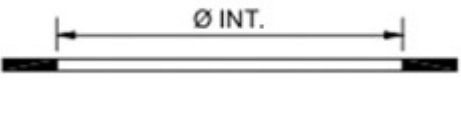










Curvados de radio amplio


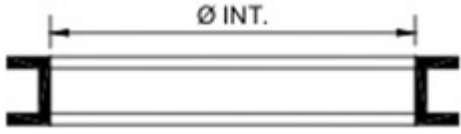

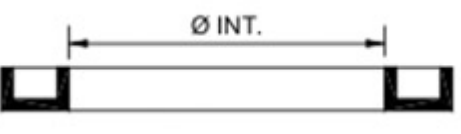



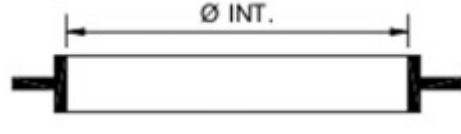

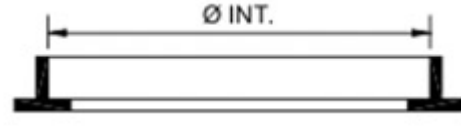










[Capacidad de curvado | Ejemplos de curvado]

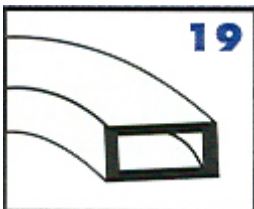
Para todo tipo de materiales: Acero al carbono, Acero Inoxidable, Latón, Aluminio, Cobre....etc.

Para cualquier figura propuesta, sea cual sea su radio.

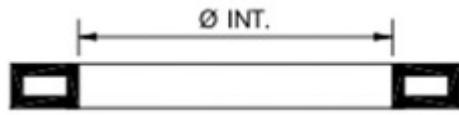
Nuestra Experiencia en el sector, nos permite disponer del utillaje necesario para adaptarnos a cualquier solución.

			Capacidad	Ø Mínimo
		Ángulo alas fuera	200 x 200 x 28	1.800 mm
		Ángulo alas dentro	200 x 200 x 8	2.000 mm
		Pletina al canto	300 x 70	2.800 mm
		Pletina al plano	500 x 100	1.600 mm
		Cuadrado macizo	200 x 200	2.500 mm
		IPE Al plano IPN Al plano HEB Al plano HEA Al plano	600 600 500 600	2.500 mm 2.500 mm 3.000 mm 3.000 mm
		IPE Al canto IPN Al canto HEB Al canto HEA Al canto	360 360 300 320	22.000 mm - 9.600 mm 32.000 mm
		UPN Alas dentro al plano	600	1.500 mm

		UPN Alas fuera al plano	600	1.500 mm
		UPN Al canto	320	20.000 mm
		Te alma dentro	200 x 28	2.500 mm
		Te alma fuera	200 x 28	1.600 mm
		Te al canto	200 x 28	1.600 mm
		Angulo en V alas fuera	150 x 150 x 25	2.000 mm
		Angulo en V alas dentro	150 x 150 x 25	2.000 mm
		Angulo en V al canto	150 x 150 x 25	
		Tubo cuadrado	300 x 300 x 15	
		Tubo rectangular al plano	400 x 200 x 15	




19



Tubo rectangular al canto 400 x 200 x 15



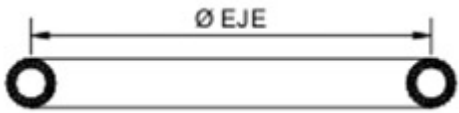
20



Tubo cuadrado al canto 150 x 150 x 15



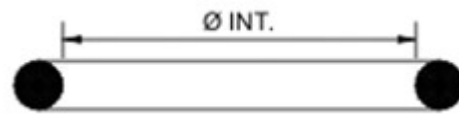
21



Tubo redondo 406 x 15



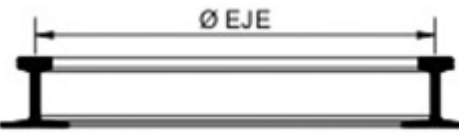
22




Redondo macizo 220 2.200 mm



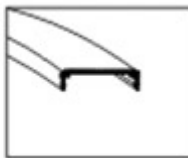
23



Carril Todos



24



Perfiles de aluminio Cualquier medida

Curvados de radio amplio

[Capacidad de curvado | Ejemplos de curvado]

Para todo tipo de materiales: Acero al carbono, Acero Inoxidable, Latón, Aluminio, Cobre....etc.

Para cualquier figura propuesta, sea cual sea su radio.

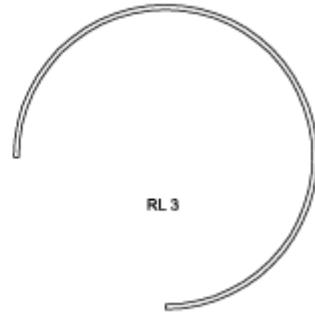
Nuestra Experiencia en el sector, nos permite disponer del utillaje necesario para adaptarnos a cualquier solución.



RL 1




RL 2



RL 3



RL 5



RL 4



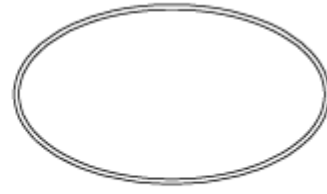
RL 6



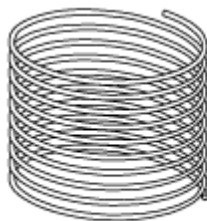
RL 7



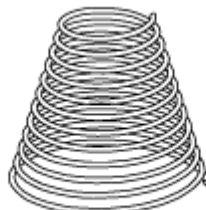
RL 8



RL 9



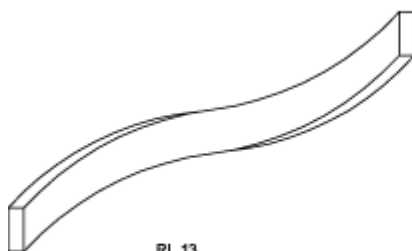
RL 10



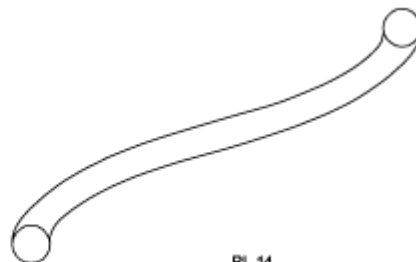
RL 11



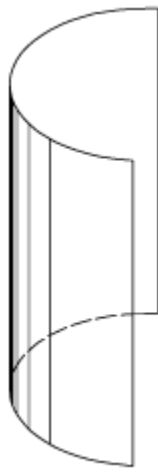
RL 12



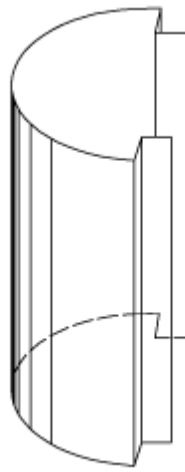
RL 13



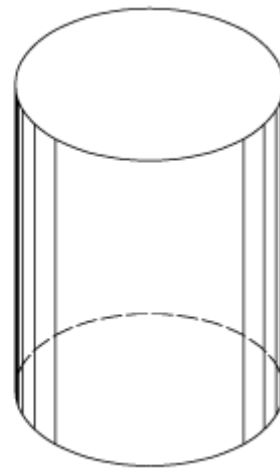
RL 14



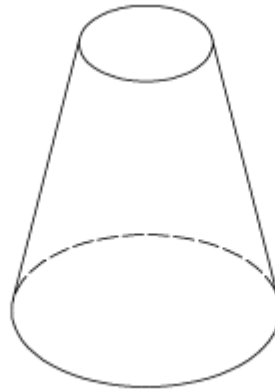
RL 15



RL 16



RL 17



RL 18